

# ONLINE BANKING

## New User Guide



## DO MORE IN LESS TIME with Online Banking

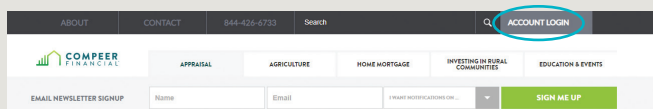
Compeer Financial® offers Online Banking so clients can manage their accounts online when and where it's most convenient for them. Designed with the needs of agriculture and rural America in mind, our tools make it easy — with best-in-class security — so you can get more done in less time.



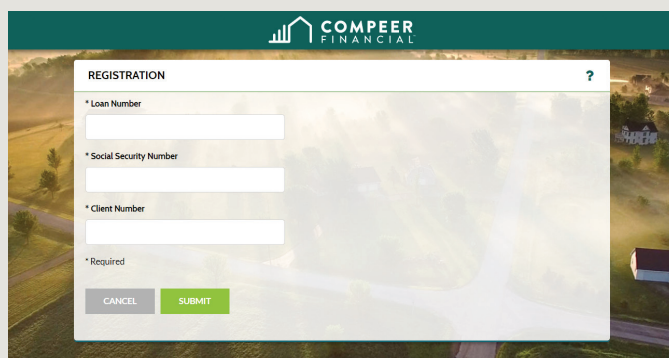
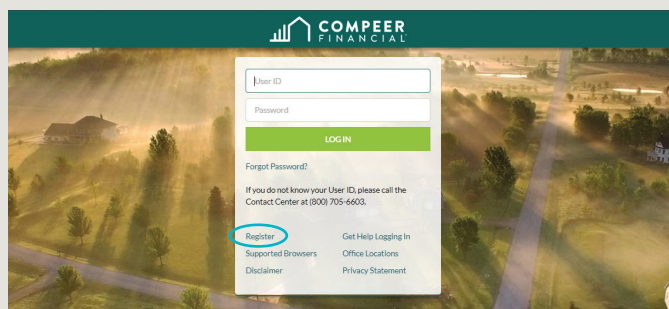
## HOW TO GET STARTED:

1. Visit [compeer.com](https://compeer.com) and click **Account Login** in the upper right corner, then click **Sign Into Online Banking**. On the Online Banking page, click **Register** to begin.

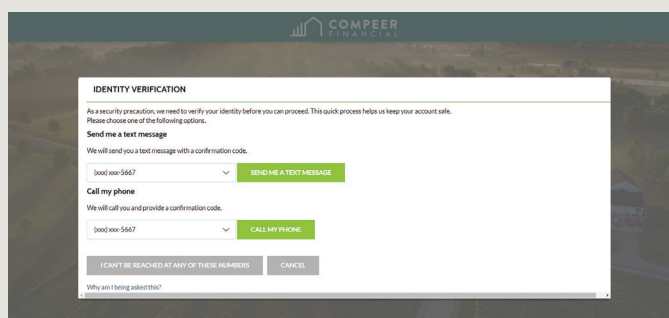
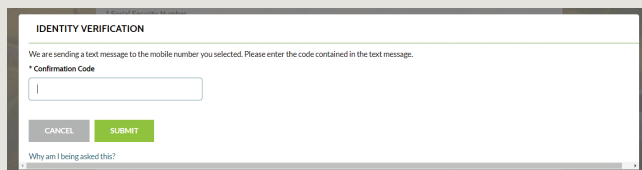
*Note: You can also enroll right within our Mobile Banking App.*



2. Enter your **Loan Number**, **Social Security Number** (or EIN) and **Client Number**. Then click **Submit**.



3. The next step will help us to authenticate your identity. Select a phone number we currently have on file and opt to receive a **confirmation code** by either a text message or phone call. After you receive your 8-digit confirmation code, enter it in the verification box provided. Then click **Submit**.



Continued on next page >>

## How to get started (cont'd)

- After you've been verified, you'll be prompted to **create a User ID and password**.
  - Your username must be 8-32 characters long.
  - Your password must be at least 8 characters long and include the following: an upper case letter, a lower case letter, a numeral and a special character.

Click **Register** when finished.

- You'll be prompted to pick three **security questions**. We use the questions and answers to help authenticate your identity in certain situations.

There is a drop down window where you can choose different questions. Once you have a question selected, enter the answer to the question. The answer is NOT case sensitive.

Click **Continue** when finished.

- After you've confirmed your security questions, the next step is to accept the **Master Online Banking User Agreement**. Read through the agreement, then click the **check box** and **Accept** at the bottom of the page.
- You'll then be logged into your Online Banking account. *Congratulations!*

## Mobile Banking

You can also enroll directly in our Mobile Banking app. Search **Compeer Banking** in your app store to download the app and follow the registration steps.



Download on the  
**App Store**



GET IT ON  
**Google Play**

## QUESTIONS? CALL (800) 705-6603

Online Banking and Mobile Banking support is available Monday through Friday between 7:30 a.m. and 5:00 p.m. You can also learn more by visiting us at:

**COMPEER.COM/ONLINEBANKING**



Compeer Financial, ACA is an Equal Credit Opportunity Lender and Equal Opportunity Provider. ©2020 All rights reserved.

Data rates may apply. Check with your mobile phone carrier for details. Apple and the Apple logo are trademarks of Apple, Inc., registered in the U.S. and other countries. App Store is a service mark of Apple, Inc. Android, Google Play and the Google Play logo are trademarks of Google, Inc.